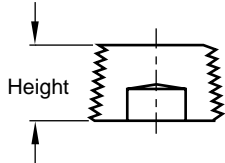


# Pipe Plugs



Standard Plugs are flush type, 7/8" taper per foot.

Oversize Plugs available with 3/4" taper per foot.

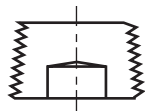
To order oversize pipe plugs, add a "-O" to the end of the catalog number.  
Ex. BR50-O

**M** Brass, Alloy Steel, and Stainless Steel

Pipe Thread Size	Brass Cat. #	Steel Cat. #	Stainless Cat. #	Flush Height	Oversize Height
1/16	BR06	ST06	SS06	.25	.31
1/8	BR12	ST12	SS12	.25	.31
1/4	BR25	ST25	SS25	.40	.43
3/8	BR37	ST37	SS37	.40	.50
1/2	BR50	ST50	SS50	.53	.56
3/4	BR75	ST75	SS75	.53	.62
1	BR100	ST100	SS100	.65	.75
1 1/4	BR125	ST125	-	.65	-
1 1/2	BR150	ST150	-	.65	-
2	BR200	ST200	-	.65	-

## Metric Standard

**M** Brass and Alloy Steel



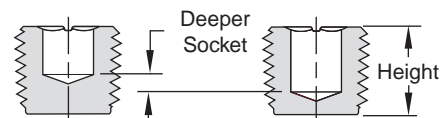
Pipe Thread Size	Brass Cat. #	Steel Cat. #
1/8 BSPT	BR12-BSP	ST12-BSP
1/4 BSPT	BR25-BSP	ST25-BSP
3/8 BSPT	BR37-BSP	ST37-BSP
1/2 BSPT	BR50-BSP	ST50-BSP
3/4 BSPT	BR75-BSP	ST75-BSP

# Heavy Duty Pipe Plugs



**M** Brass

Pipe Thread Size	Brass Cat. #	Height
1/16	BRHD06	.31
1/8	BRHD12	.31
1/4	BRHD25	.43
3/8	BRHD37	.50
1/2	BRHD50	.62
3/4	BRHD75	.62



Extra deep socket is stronger, and will not strip out.

Patented feature allows extra torque from a deeper socket. Other patents pending.