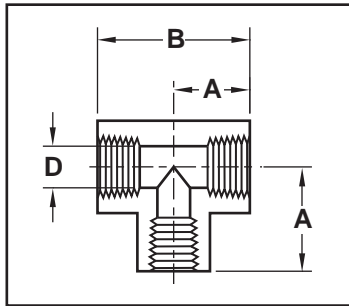




# Fittings

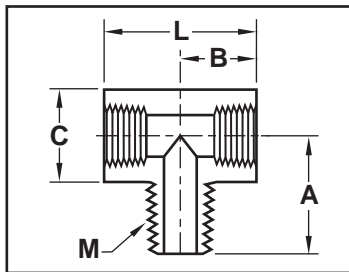
**Tees**



**M** Brass

Catalog Number	M NPT	A	B	D
T18	1/8	.55	1.10	.328
T14	1/4	.78	1.56	.422
T38	3/8	.87	1.68	.562
T50	1/2	1.07	2.14	.687

**Male Tees**

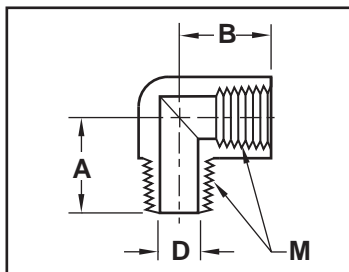


**M** Brass

Catalog Number	M NPT	A	B	C	L
MT10	#10-32 UNF	.500	.18	.38	.38
MT18	1/8	.66	.53	.56	1.06
MT14	1/4	.91	.76	.71	1.52
MT38	3/8	.97	.84	.81	1.68
MT50	1/2	1.26	1.09	1.00	2.18

Note: MT10 includes O-ring.

**90° Street Elbows**

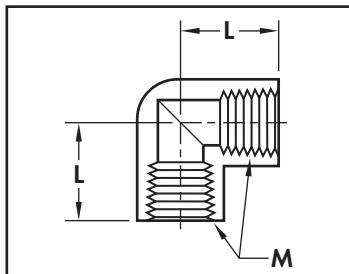


**M** Brass

Catalog Number	M NPT	A	B	D
ELS10	#10-32 UNF	.50	.18	.090
ELS18	1/8	.81	.56	.220
ELS14	1/4	.91	.45	.312
ELS38	3/8	.98	.54	.428
ELS50	1/2	1.25	1.03	.522

Note: ELS10 includes O-ring.

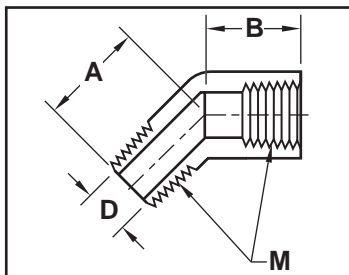

**90° Elbows**



**M** Brass

Catalog Number	M NPT	L
EL18	1/8	.55
EL14	1/4	.78
EL38	3/8	.84
EL50	1/2	.109

**45° Street Elbows**



**M** Brass

Catalog Number	M NPT	A	B	D
ELA18	1/8	.50	.38	.220
ELA14	1/4	.70	.54	.314
ELA38	3/8	.78	.54	.440
ELA50	1/2	1.00	.73	.562