

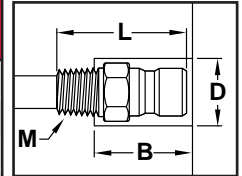
Connector Plugs

Male Type: Inch Standard

M Brass



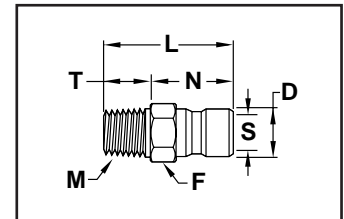
200 SERIES (1/4" Flow)						300 SERIES (3/8" Flow)						500 SERIES (1/2" Flow)					
Catalog Number	M NPT	Inner Diam.	D	B	L	Catalog Number	M NPT	Inner Diam.	D	B	L	Catalog Number	M NPT	Inner Diam.	D	B	L
250	1/16	3/16	.75	.69	.94	351	1/8	1/4	1.00	.95	1.20	552	1/4	3/8	1.37	1.16	1.62
251	1/8	1/4	.87	.69	.94	352	1/4	3/8	1.00	1.09	1.34	553	3/8	1/2	1.37	1.17	1.62
252	1/4	1/4	1.00	.94	1.13	353	3/8	3/8	1.12	1.13	1.38	554	1/2	5/8	1.50	1.50	1.75
253	3/8	1/4	1.12	.94	1.19	354	1/2	3/8	1.50	1.25	1.59	556	3/4	5/8	1.75	1.56	1.90



Male Type: European Standard

M Brass

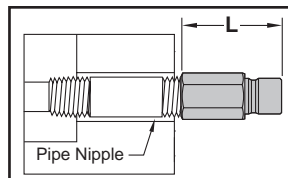
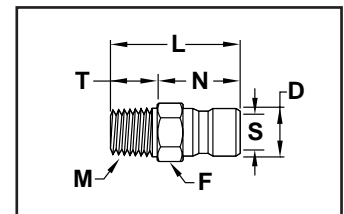
BSPT								Metric							
Catalog Number	M	D	L	N	S	T	F	Catalog Number	M	D	L	N	S	T	F
912	1/8	9	26	17	6	8	11	910	M10	9	26	17	6	8	11
925	1/4	9	26	17	6	8	14	914	M14	13	27	17	9	8	15
1325	1/4	13	27	17	9	8	14								
1337	3/8	13	27	17	9	10	17								



Male Type: International Standard

M Brass

BSPT								Metric							
Catalog Number	M	D	L	N	S	T	F	Catalog Number	M	D	L	N	S	T	F
251-BSPT	1/8	9	26	16	6	12	13	252-M10	M10	9	26	17	6	8	11
252-BSPT	1/4	9	26	16	6	12	16								
352-BSPT	1/4	13	32	20	9	12	16								
353-BSPT	3/8	13	32	20	9	12	19								



Female Type: Inch Standard

M Brass

200 SERIES (1/4" Flow)				300 SERIES (3/8" Flow)				500 SERIES (1/2" Flow)			
Catalog Number	M NPT	Inner Diam.	L	Catalog Number	M NPT	Inner Diam.	L	Catalog Number	M NPT	Inner Diam.	L
250F	1/16	1/4	1.00	351F	1/8	11/32	1.00	551F	1/8	11/32	1.25
251F	1/8	1/4	1.00	352F	1/4	3/8	1.00	552F	1/4	7/16	1.75
252F	1/4	1/4	1.25	353F	3/8	3/8	1.62	553F	3/8	9/16	1.75
253F	3/8	1/4	1.38	354F	1/2	3/8	1.75	554F	1/2	5/8	1.87

Alternative materials and configurations available:

For Connector Plugs manufactured from steel, add an "S" to the end of the catalog number. Ex. 250S or 351S
 Note: The 250F and the 351F are available in brass only.

Contact Customer Service for additional Metric or BSPT options.