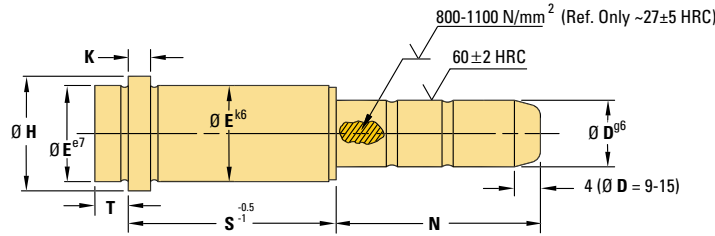


Euro-Series Components

Guide pins with collar



Information Key

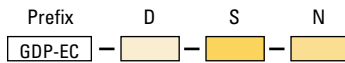
- D = Pin Body Diameter
- E = Shoulder Diameter
- H = Head Diameter
- K = Head Thickness
- N = Pin Body Length
- S = Shoulder Length
- T = Collar Length

ITEM PREFIX	D	E	H	K	T	S	N																											
							020	025	030	035	045	050	055	060	065	070	075	085	090	095	105	110	125	135	145	150	155	165						
GDP-EC (R02)*	09 or 10	14	16	3	3	012																												
							017																											
							022	⚡																										
							027		⚡																									
							036	⚡							⚡																			
							046																											
							056																											
GDP-EC (R02)*	14 or 15	20	25	6	9	017																												
						022																												
						027	⚡																											
						036		⚡																										
						046	⚡																											
						056																												
						066																												
						076																												
						086																												
						096																												
						116																												

ITEM PREFIX	D	E	H	K	T	S	N																									
							035	045	055	065	075	085	095	105	115	120	125	130	135	145	155	165	205	225	245	255	285					
GDP-EC (R02)*	18 or 20	26	31	6	9	017																										
						022																										
						027	⚡	⚡																								
						036	⚡																									
						046	⚡	⚡																								
						056	⚡																									
						066																										
						076																										
						086																										
						096																										
						GDP-EC (R02)*	22 or 24	30	35	6	9	017																				
022																																
027	⚡	⚡																														
036	⚡																															
046	⚡	⚡																														
056	⚡																															
066																																
076																																
086																																
096																																

* "(R02)" is only a cross-reference to current D-M-E Europe Catalog item prefix numbers.

How to order: Specify Item Number with prefix, D diameter, S length and N length. Include zeros and dashes but omit decimals, as shown.



Examples:

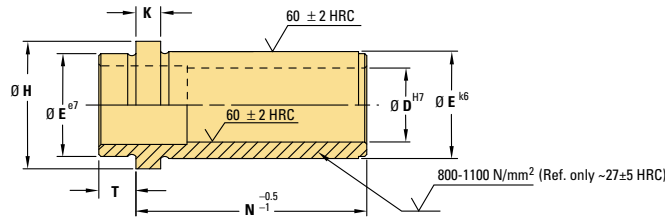
Prefix D S N Prefix D S N
GDP-EC-18-056-035 GDP-EC-18-056-035

Availability

- ⚡ Items in stock
- 2-3 week delivery
- Contact D-M-E for quote

Euro-Series Components

Guide pin bushing with collar

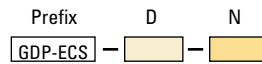


Information Key

- D** = Inner diameter
- G** = Outer diameter
- H** = Head diameter
- K** = Head height
- N** = Bushing Length from Head
- T** = Collar Length

ITEM PREFIX	D	E	H	K	T	N														
						017	022	027	036	046	056	066	076	086	096	116	136	156	196	246
GDB-ECS (R04)*	14 or 15	20	25	6	9		⚡	⚡	⚡	⚡	⚡									
	18 or 20	26	31	6	9			⚡	⚡	⚡	⚡									
	22 or 24	30	35	6	9				⚡	⚡	⚡	⚡								
	30 or 32	42	47	6	9						⚡	⚡	⚡	⚡						
	40 or 42	54	60	10	12															

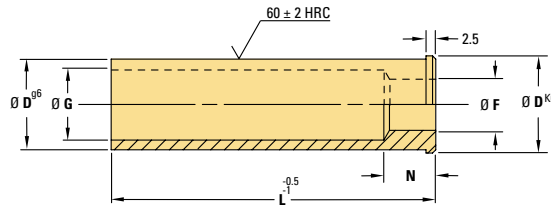
How to order: Specify Item Number with prefix, D diameter, and N length. Include zeros and dashes but omit decimals, as shown.



Examples:

Prefix	D	N	Prefix	D	N
GDP-ECS	18	033	GDP-ECS	32	116

Centering bushing

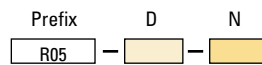


Information Key

- D** = Outside diameter
- F** = Inside Diameter
- G** = Inside Clearance Diameter
- L** = Length
- N** = Inside length

ITEM PREFIX	D	F	G	N	L																
					020	030	040	050	060	070	080	100	120	140	160	180	200	240	280	300	
R05	14	6	11	8																	
	20	8	16	13					⚡	⚡	⚡										
	26	10	21	13					⚡	⚡	⚡	⚡	⚡								
	30	12	25	13					⚡	⚡	⚡	⚡	⚡	⚡							
	42	16	33	13					⚡	⚡	⚡	⚡	⚡	⚡							
	54	20	43	13																	

How to order: Specify Item Number with prefix, D diameter, and N length. Include zeros and dashes but omit decimals, as shown.



Examples:

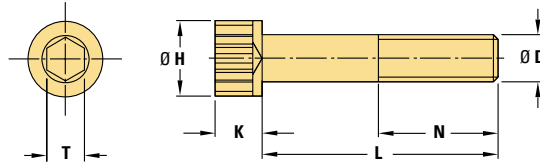
Prefix	D	N	Prefix	D	N
R05	20	040	R05	42	140

Availability

- Items in stock
- 2-3 week delivery
- Contact D-M-E for quote

Euro-Series Components

Socket head cap screws



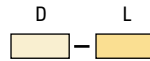
Information Key

- D = Thread Diameter
- H = Head Diameter
- K = Head Height
- L = Length
- N = Thread Length
- T = Hex Socket Size (Across Flats)

D	N	H	K	T	L																							
					8	10	12	16	20	25	30	40	50	60	70	80	90	100	110	120	130	140	150	160	180	200	220	240
M4	12	7	4	3																								
M6	18	10	6	5																								
M8	22	13	8	6																								
M10	25	16	10	8																								
M12	28	18	12	10																								
M16	38	24	16	14																								
M16	44	24	16	14																								
M16	57	21	10	14																								
M20	52	30	20	17																								
M20	65	30	20	17																								

How to order:

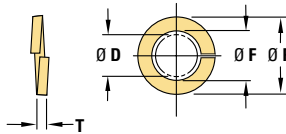
Specify Item Number with prefix, D diameter, and N length. Include zeros and dashes but omit decimals, as shown.



Examples:

D	L	D	L
20	040	42	140

R54 spring washers



Information Key

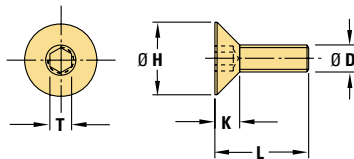
- D = Screw Diameter
- F = Inside Diameter
- P = Outside Diameter
- T = Thickness

ITEM NUMBER	D	F	P	T	AVAILABILITY
R54 08 2	08	8.1	12.7	2.0	
R54 10 2,5	10	10.2	16	2.5	
R54 12 2,5	12	12.5	18	2.5	

How to order:

Specify Item Number. Include zeros and commas but omit decimals and all spaces (spaces are only shown here for easier reading).

Flat head screws



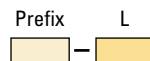
Information Key

- D = Thread Diameter
- H = Head Diameter
- K = Head Height
- L = Length
- T = Hex Socket Size (Across Flats)

ITEM PREFIX	H	K	T	D	L																
					8	10	12	16	20	25	30	35	40	45	50						
SM3	6	2.5	1.7	M3																	
SM4	8	3	2.3	M4																	
SM5	10	4	2.8	M5																	
SM6	12	5	3.3	M6																	
SM8	16	6	4.4	M8																	
SM10	20	8	5.5	M10																	
SM12	24	10	6.5	M12																	

How to order:

Specify Item Number with prefix and L length. Include zeros and dashes but omit all spaces.



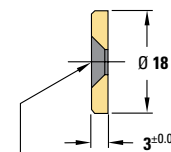
Examples:

Prefix	L	Prefix	L
20	040	42	140

R18 Disks

ITEM NUMBER	AVAILABILITY
R18 18	

Use with SM4 8 Flat Head Screw (M4 thread x 8mm long) which must be purchased separately. See Flat Head Screws above.



Drilled & countersunk for M4 thread flat head screw

Availability

- Items in stock
- 2-3 week delivery
- Contact D-M-E for quote

A Full Range of Euro-Series Components

As a global supplier of mold technology solutions, D-M-E is committed to supporting regional standards worldwide. That's why we offer over 4,000 different Euro-Series components to meet the European standards for mold systems. Key offerings include:

- Ejector pins, sleeves, and blades
- Guide pins and bushings
- Centering bushings and dowels
- Set screws, bolts, and washers
- Locating rings
- Sprue bushings
- See the D-M-E Mold Components catalog for our complete selection

