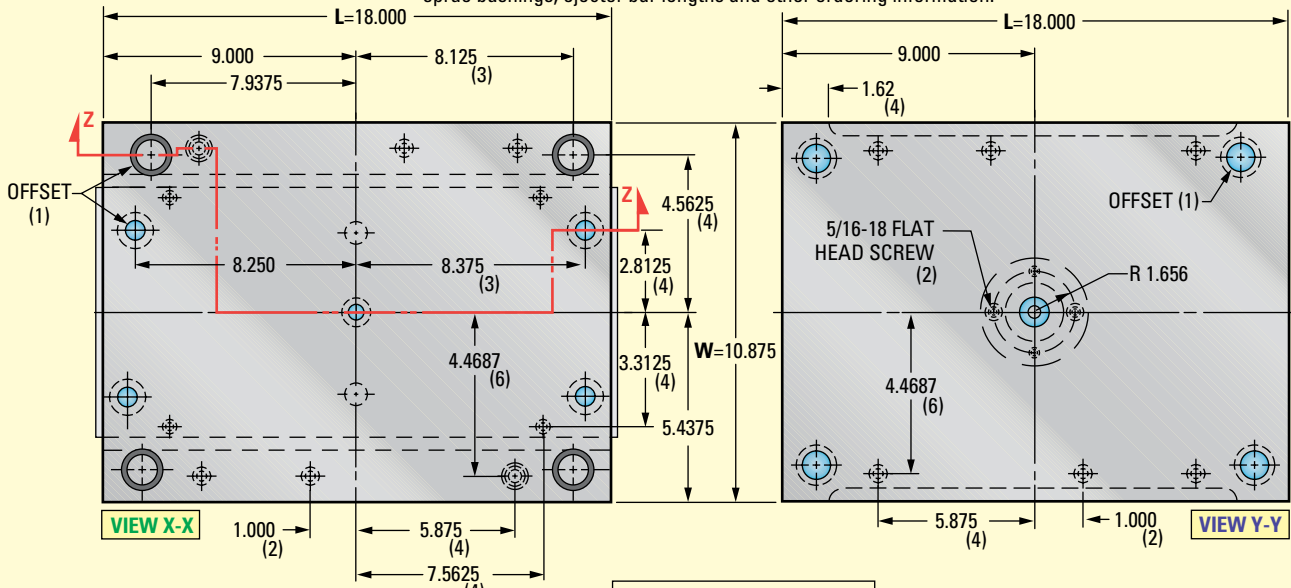
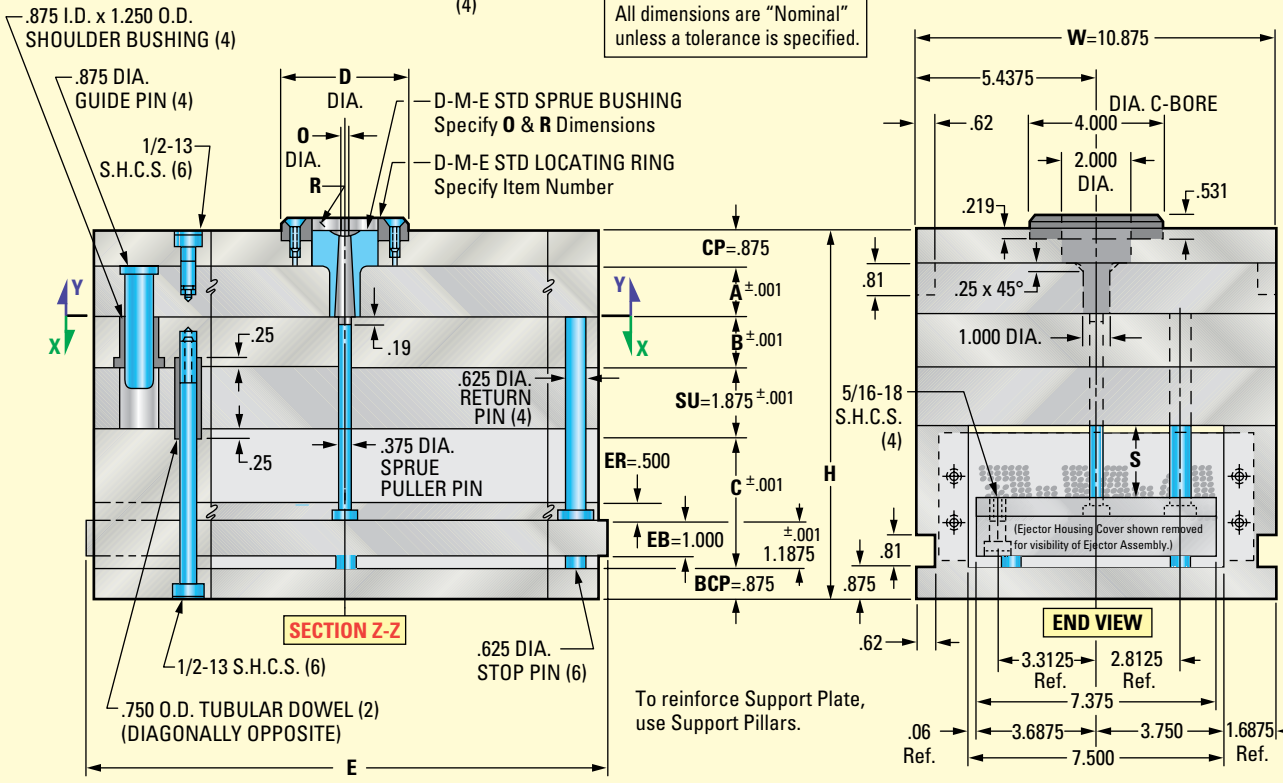


10⁷/₈ x 18" A-Series Mold Bases

See opposite page for general dimensions, ejector stroke data, locating rings, sprue bushings, ejector bar lengths and other ordering information.

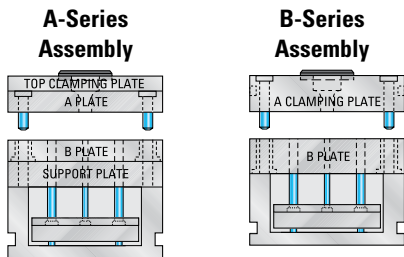


All dimensions are "Nominal" unless a tolerance is specified.



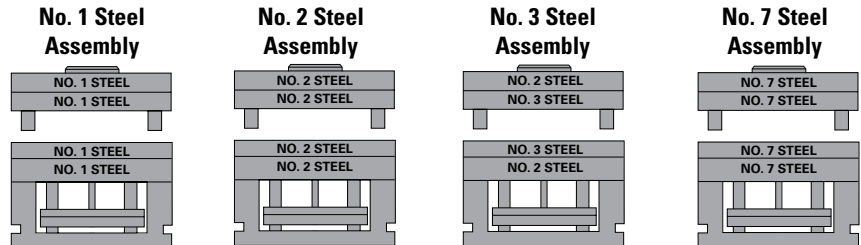
To reinforce Support Plate, use Support Pillars.

Mold Base Selections



(For X-Series Stripper Plate, AX-Series and T-Series Mold Bases, see pages 171-196.)

Steel Configurations available in:



Other steel combinations also available. (Ejector Plates and Housings are No. 1 Steel, unless otherwise specified.) For additional Steel information, see page 40.

10⁷/₈ x 18" A-Series Mold Bases

A	B	C	H	ASSEMBLY ITEM NO.	NET WT.
.875 (7/8)	0.875	2.500	7.875	1118A-7-7	393
	1.375	3.000	8.875	1118A-7-13	429
	1.875	3.000	9.375	1118A-7-17	457
	2.375	3.500	10.375	1118A-7-23	493
	2.875	3.500	10.875	1118A-7-27	521
	3.375	4.000	11.875	1118A-7-33	557
	3.875	4.000	12.375	1118A-7-37	585
	4.875	4.500	13.875	1118A-7-47	649
5.875	4.500	14.875	1118A-7-57	705	

A	B	C	H	ASSEMBLY ITEM NO.	NET WT.
2.375 (2-3/8)	0.875	3.000	9.875	1118A-23-7	485
	1.375	3.000	10.375	1118A-23-13	513
	1.875	3.500	11.375	1118A-23-17	549
	2.375	3.500	11.875	1118A-23-23	576
	2.875	4.000	12.875	1118A-23-27	613
	3.375	4.000	13.375	1118A-23-33	641
	3.875	4.000	13.875	1118A-23-37	668
	4.875	4.500	15.375	1118A-23-47	732
5.875	4.500	16.375	1118A-23-57	788	

A	B	C	H	ASSEMBLY ITEM NO.	NET WT.
3.875 (3-7/8)	0.875	3.000	11.375	1118A-37-7	568
	1.375	3.500	12.375	1118A-37-13	604
	1.875	3.500	12.875	1118A-37-17	632
	2.375	4.000	13.875	1118A-37-23	668
	2.875	4.000	14.375	1118A-37-27	696
	3.375	4.000	14.875	1118A-37-33	724
	3.875	4.500	15.875	1118A-37-37	760
	4.875	4.500	16.875	1118A-37-47	816
5.875	4.500	17.875	1118A-37-57	871	

A	B	C	H	ASSEMBLY ITEM NO.	NET WT.
1.375 (1-3/8)	0.875	2.500	8.375	1118A-13-7	421
	1.375	3.000	9.375	1118A-13-13	457
	1.875	3.000	9.875	1118A-13-17	485
	2.375	3.500	10.875	1118A-13-23	521
	2.875	3.500	11.375	1118A-13-27	549
	3.375	4.000	12.375	1118A-13-33	585
	3.875	4.000	12.875	1118A-13-37	613
	4.875	4.500	14.375	1118A-13-47	677
5.875	4.500	15.375	1118A-13-57	732	

A	B	C	H	ASSEMBLY ITEM NO.	NET WT.
2.875 (2-7/8)	0.875	3.000	10.375	1118A-27-7	512
	1.375	3.000	10.875	1118A-27-13	540
	1.875	3.500	11.875	1118A-27-17	576
	2.375	3.500	12.375	1118A-27-23	604
	2.875	4.000	13.375	1118A-27-27	641
	3.375	4.000	13.875	1118A-27-33	668
	3.875	4.000	14.375	1118A-27-37	696
	4.875	4.500	15.875	1118A-27-47	760
5.875	4.500	16.875	1118A-27-57	816	

A	B	C	H	ASSEMBLY ITEM NO.	NET WT.
4.875 (4-7/8)	0.875	3.500	12.875	1118A-47-7	632
	1.375	3.500	13.375	1118A-47-13	660
	1.875	4.000	14.375	1118A-47-17	696
	2.375	4.000	14.875	1118A-47-23	724
	2.875	4.000	15.375	1118A-47-27	751
	3.375	4.500	16.375	1118A-47-33	788
	3.875	4.500	16.875	1118A-47-37	816
	4.875	4.500	17.875	1118A-47-47	871
5.875	4.500	18.875	1118A-47-57	926	

A	B	C	H	ASSEMBLY ITEM NO.	NET WT.
1.875 (1-7/8)	0.875	2.500	8.875	1118A-17-7	448
	1.375	3.000	9.875	1118A-17-13	485
	1.875	3.500	10.875	1118A-17-17	521
	2.375	3.500	11.375	1118A-17-23	549
	2.875	4.000	12.375	1118A-17-27	585
	3.375	4.000	12.875	1118A-17-33	613
	3.875	4.000	13.375	1118A-17-37	641
	4.875	4.500	14.875	1118A-17-47	705
5.875	4.500	15.875	1118A-17-57	760	

A	B	C	H	ASSEMBLY ITEM NO.	NET WT.
3.375 (3-3/8)	0.875	3.000	10.875	1118A-33-7	540
	1.375	3.500	11.875	1118A-33-13	576
	1.875	3.500	12.375	1118A-33-17	604
	2.375	4.000	13.375	1118A-33-23	641
	2.875	4.000	13.875	1118A-33-27	668
	3.375	4.000	14.375	1118A-33-33	696
	3.875	4.500	15.375	1118A-33-37	732
	4.875	4.500	16.375	1118A-33-47	788
5.875	4.500	17.375	1118A-33-57	843	

A	B	C	H	ASSEMBLY ITEM NO.	NET WT.
5.875 (5-7/8)	0.875	3.500	13.875	1118A-57-7	687
	1.375	3.500	14.375	1118A-57-13	715
	1.875	4.000	15.375	1118A-57-17	751
	2.375	4.000	15.875	1118A-57-23	779
	2.875	4.000	16.375	1118A-57-27	807
	3.375	4.500	17.375	1118A-57-33	843
	3.875	4.500	17.875	1118A-57-37	871
	4.875	4.500	18.875	1118A-57-47	926
5.875	4.500	19.875	1118A-57-57	982	

Other plate thickness, riser height and ejector bar length options available

CP TOP CLAMP PLATE	SU SUPPORT PLATE	BCP BOTTOM CLAMP PLATE	PLATE THICKNESS NO.
THICKNESS	THICKNESS	THICKNESS	
0.875	0.875	0.875	7
1.375	1.375	1.375	13
1.875	1.875	1.875	17
2.375	2.375	2.375	23
2.875	2.875	2.875	27
3.375	3.375	3.375	33
3.875	3.875	3.875	37
4.875	4.875	4.875	47
5.875	5.875	5.875	57

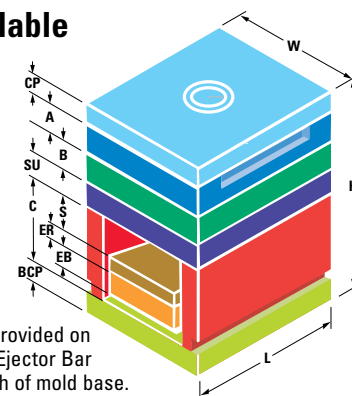
See Items 7 & 8 below.

C RISER		
C RISER HEIGHT	RISER HEIGHT NO.	S MAX. STROKE OF EJECTOR BAR
2.500	25	0.813
3.000	30	1.313
3.500	35	1.813
4.000	40	2.313
4.500	45	2.813
5.000	50	3.313
5.500	55	3.813
6.000	60	4.313

See Item 8 below.

EB EJECTOR BAR	
E LENGTH NOM.	EJECTOR BAR LENGTH NO.
18.00	18
23.50	23
29.50	29

See Item 6 below.



Ejector Housing Covers provided on both ends of mold when Ejector Bar Length E is nominal length of mold base. Customer to fabricate ejector housing covers for extended ejector bars.

WHEN ORDERING, PLEASE SPECIFY:

- Quantity
- Assembly Item Number (For "B" Series, replace "A" with "B")
- Steel: #1, #2, #3 or #7 (for other steels, please specify)
- Locating ring item number:
Item No. 6501 (D = 3.990 Diameter of Locating Ring) standard
Item No. 6504 (D = 3.990 Diameter of Locating Ring) clamp type
(For other rings see D-M-E Mold Components Catalog)
- Type of sprue bushing, series letters: (i.e., B, etc.)
O = Small dia. of sprue bushing orifice: .156, .218, .281 or .343
R = Spherical radius of sprue bushing: .500 or .750
(For sprue bushings see D-M-E Mold Components Catalog)

- Ejector Bar Length E (Ejector Bar Length at nominal length of mold base is highlighted in yellow. All other lengths provide an extended ejector bar)
- Other CP Top Clamp Plate or SU Support Plate thicknesses as needed (Recommended thicknesses are highlighted in yellow)
- Other C Riser heights as needed. Also, other BCP Bottom Clamp Plate thicknesses as needed. Riser height C and BCP Bottom Clamp Plate thicknesses which are highlighted in yellow are available in #1 Steel in a one-piece Welded Housing. Also, all Riser heights C and all BCP Bottom Clamp Plate thicknesses are available in #1 or #7 Steel in a Three-Piece Housing (for other steels, please specify)
- Other features as needed (i.e. Guided Ejection, Lifting Holes, Pry Bar Slots, as well as Leader Pin, Return Pin, or Assembly Screw Relocations, etc.)
- Method of shipment
(For inch decimal to fractional conversion table, see page 286.)