

D-M-E Mold Assembly

Standardized
components for
specialized
mold assembly



D-M-E
Every step of the way

Table of Contents




INCH Socket Head Cap Screws292




Metric Lock Washers.....293



INCH Socket Head Stripper Bolts.....294




Metric Set Screw with Spring Loaded Plunger.....297-298



Metric Set Screw with Dog Point (Allen Head).....299



INCH Tubular Dowels.....300



Mold and Die Springs.....303-306



Belleville Washers.....307

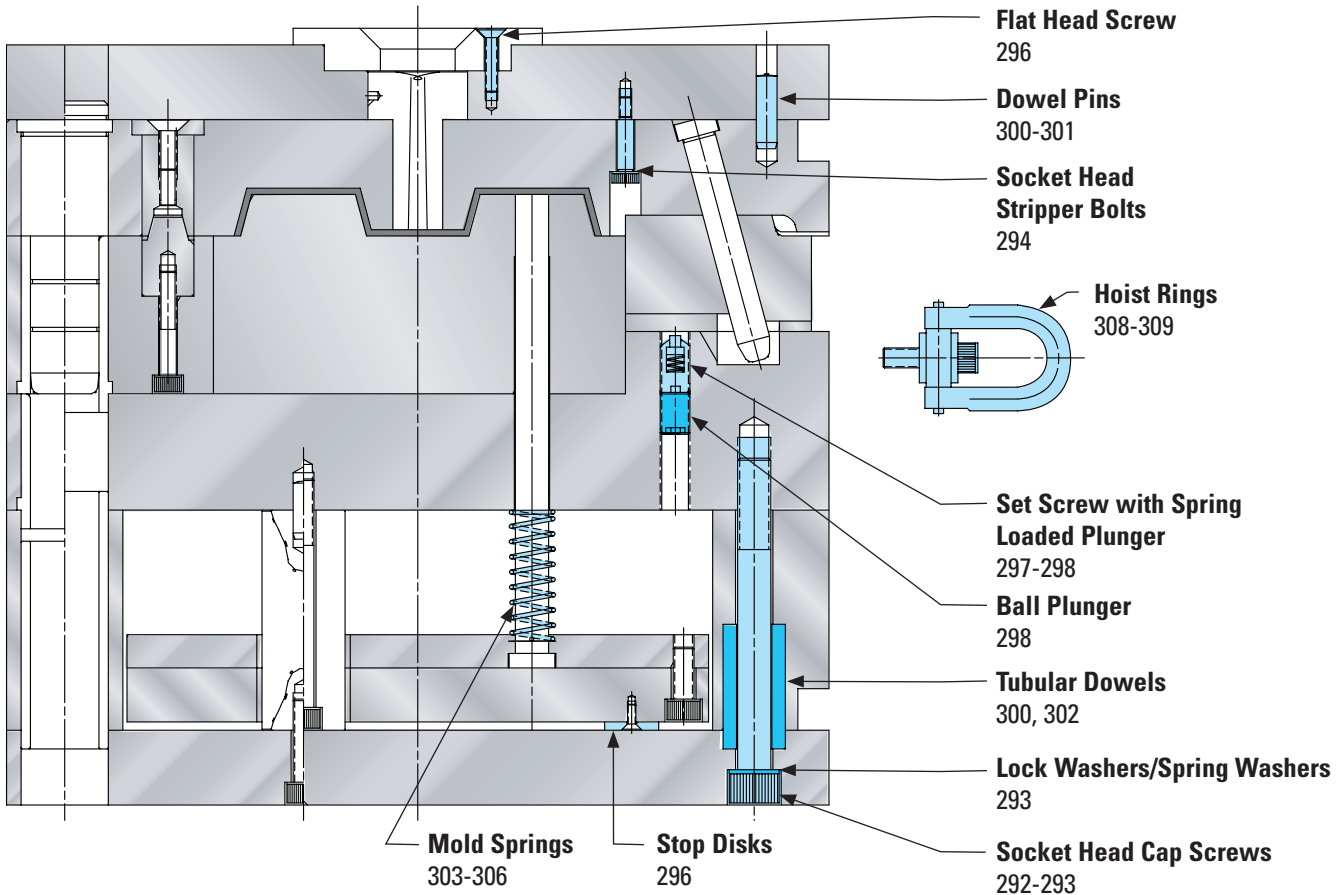


Hoist Rings308-310

Online Price Guide

Go to www.dme.net/prices for the latest pricing guide.

Table of Contents



BOLTS, SCREWS & LOCK WASHERS

SOCKET HEAD CAP SCREWS – INCH	292
SOCKET HEAD CAP SCREW – METRIC	293
LOCK WASHER – SPRING WASHER – METRIC	293
SOCKET HEAD STRIPPER BOLTS – INCH	294
SHOULDER BOLTS (STRIPPER BOLTS) – METRIC	295
FLAT HEAD SCREWS – METRIC	296
STOP DISK (FOR EJECTOR PLATES) – METRIC	296

KEYS & KEY KITS

KEYS AND KEY KITS – INCH	294
METRIC KEYS	295

SET SCREWS

SET SCREWS WITH SPRING LOADED PLUNGER – METRIC	297
SET SCREWS WITH SPRING LOADED PLUNGER – REGULAR – METRIC	298
SET SCREWS WITH SPRING LOADED PLUNGER – HIGH TEMPERATURE – METRIC	298
SET SCREWS WITH FLAT POINT (GRUB SCREWS) – METRIC	299
SET SCREWS WITH DOG POINT (ALLEN HEAD) – METRIC	299

TUBULAR DOWELS & DOWELS

DOWEL PINS – INCH	300
TUBULAR DOWELS – INCH	300
DOWEL PINS – METRIC	301
DOWEL PINS WITH INTERNAL THREAD	301
TUBULAR DOWELS	302
WASHER – TUBULAR DOWEL	302

SPRINGS

MOLD AND DIE SPRINGS – MEDIUM DUTY	303
MOLD AND DIE SPRINGS – MEDIUM HEAVY DUTY ...	304
MOLD AND DIE SPRINGS – HEAVY DUTY	305
MOLD AND DIE SPRINGS – EXTRA HEAVY DUTY	306

BELLEVILLE WASHERS

BELLEVILLE WASHERS (DISC SPRINGS)	307
---	-----

HOIST RINGS & LIFTING HOLES

INCH HOIST RINGS	308-309
METRIC HOIST RINGS	310
LIFTING HOLES	311

APPENDICES

MIN. RECOMMENDED ADDITIONAL SHCS	312-313
--	---------