

SPRING PINS, PINS AND RINGS

Coiled Steel Spring Pins



- Spring steel
- Heat treated
- Black oil finish
- Chamfered ends
- Meet SAE J496 specifications
- Medium duty

COILED STEEL SPRING PINS				COILED STEEL SPRING PINS				COILED STEEL SPRING PINS			
Part No.	Dia. (In.)	Length (In.)	Packaged Quantity	Part No.	Dia. (In.)	Length (In.)	Packaged Quantity	Part No.	Dia. (In.)	Length (In.)	Packaged Quantity
34969	1/16	1/4	50	34982-7/8	5/32	7/8	50	34989-7/8	1/4	7/8	25
34970	1/16	5/16	50	34982-1	5/32	1	50	34989-1	1/4	1	25
34971	1/16	3/4	50	34982-1-1/8	5/32	1 1/8	50	34989-1-1/8	1/4	1 1/8	25
34971-1	1/16	1	50	34983	5/32	1 1/4	50	34990	1/4	1 1/4	25
34973	5/64	9/16	50	34983-1	5/32	1 1/2	50	34990-1	1/4	1 1/2	25
34973-1	5/64	3/4	50	34983-2	5/32	1 3/4	50	34990-1-5/8	1/4	1 5/8	25
34973-3	5/64	1	50	34983-3	5/32	2	50	34990-2	1/4	1 3/4	25
34975	3/32	3/4	50	34984	3/16	1/2	50	34991	1/4	2	25
34976	3/32	5/8	50	34984-4	3/16	3/4	50	34991-1/4	1/4	2 1/4	25
34976-3	3/32	1	50	34984-5	3/16	7/8	50	34991-x	1/4	2 1/2	25
34977	3/32	1 1/8	50	34985	3/16	1	50	34991-1	1/4	3	25
34977-2	3/32	1 1/2	50	34985-1-1/8	3/16	1 1/8	25	34991-1-1/4	1/4	3 1/4	25
34978	1/8	3/8	50	34985-2	3/16	1 1/4	25	34992	5/16	3/4	25
34978-1	1/8	1/2	50	34985-2-1/2	3/16	1 3/8	25	34992-1	5/16	1	25
34979	1/8	3/4	50	34985-4	3/16	1 1/2	25	34992-6	5/16	1 1/4	25
34979-1	1/8	1	50	34985-5	3/16	1 3/4	25	34993	5/16	1 1/2	25
34980	1/8	1 1/4	50	34986	3/16	2	25	34993-2	5/16	1 3/4	25
34981	1/8	1 1/2	50	34986-3	3/16	2 1/2	25	34993-4	5/16	2	25
34981-1	1/8	1 3/4	50	34987	7/32	1 3/8	25	34993-6	5/16	2 1/2	25
34981-2	1/8	2	50	34988	7/32	1 3/4	25	34993-7	5/16	2 3/4	25
34982	5/32	3/4	50	34989	1/4	3/4	25				

Rolled Spring Pins



- Meets SAE J496 specifications
- Carbon steel
- Black oil finish

ROLLED SPRING PINS				ROLLED SPRING PINS				ROLLED SPRING PINS			
Part No.	Dia. (In.)	Length (In.)	Packaged Quantity	Part No.	Dia. (In.)	Length (In.)	Packaged Quantity	Part No.	Dia. (In.)	Length (In.)	Packaged Quantity
35001	1/16	1/4	100	35022	3/32	1 1/4	100	35042	3/16	1 1/4	100
35002	1/16	3/8	100	35023	1/8	3/8	100	35043	3/16	1 1/2	100
35003	1/16	1/2	100	35024	1/8	1/2	100	35044	3/16	1 3/4	100
35004	1/16	5/8	100	35025	1/8	5/8	100	35045	3/16	2	100
35005	1/16	3/4	100	35026	1/8	3/4	100	35046	7/32	5/8	100
35006	1/16	1	100	35027	1/8	7/8	100	35047	7/32	3/4	100
35007	5/64	1/4	100	35028	1/8	1	100	35048	7/32	1	50
35008	5/64	3/8	100	35029	1/8	1 1/4	100	35049	7/32	1 1/4	50
35009	5/64	1/2	100	35030	1/8	1 1/2	100	35050	7/32	1 1/2	50
35010	5/64	5/8	100	35031	5/32	1/2	100	35051	7/32	1 3/4	50
35011	5/64	3/4	100	35032	5/32	5/8	100	35052	7/32	2	50
35012	5/64	1	100	35033	5/32	3/4	100	35053	1/4	5/8	100
35013	3/32	1/4	100	35034	5/32	7/8	100	35054	1/4	3/4	100
35014	3/32	3/8	100	35035	5/32	1	100	35055	1/4	1	50
35016	3/32	1/2	100	35036	5/32	1 1/4	100	35056	1/4	1 1/4	50
35017	3/32	5/8	100	35037	5/32	1 1/2	100	35057	1/4	1 1/2	50
35018	3/32	3/4	100	35038	3/16	1/2	100	35058	1/4	1 3/4	50
35019	3/32	3/4	100	35039	3/16	3/4	100	35059	1/4	2	25
35020	3/32	7/8	100	35040	3/16	7/8	100	35060	1/4	2 1/4	25
35021	3/32	1	100	35041	3/16	1	100	35061	1/4	2 1/2	25

TO ORDER: WWW.ASRAYMOND.COM OR SEE PHONE & FAX NUMBERS ON BACK COVER

ROLLED SPRING PINS

Part No.	Dia. (In.)	Length (In.)	Packaged Quantity	Part No.	Dia. (In.)	Length (In.)	Packaged Quantity	Part No.	Dia. (In.)	Length (In.)	Packaged Quantity
35062	1/4	2 3/4	25	35074	5/16	3	10	35086	7/16	1 3/4	25
35063	1/4	3	25	35075	3/8	3/4	50	35087	7/16	2	25
35064	5/16	3/4	100	35076	3/8	1	25	35088	7/16	2 1/2	15
35065	5/16	7/8	100	35077	3/8	1 1/4	25	35089	7/16	3	15
35066	5/16	1	50	35078	3/8	1 1/2	25	35090	1/2	1 1/2	25
35067	5/16	1 1/4	50	35079	3/8	1 3/4	25	35091	1/2	1 3/4	25
35068	5/16	1 1/2	50	35080	3/8	2	25	35092	1/2	2	25
35069	5/16	1 3/4	50	35081	3/8	2 1/2	15	35093	1/2	2 1/2	15
35070	5/16	2	25	35082	3/8	3	15	35094	1/2	3	15
35071	5/16	2 1/4	25	35083	7/16	1	25	35095	1/2	3 1/2	10
35072	5/16	2 1/2	10	35084	7/16	1 1/4	25	35096	1/2	4	10
35073	5/16	2 3/4	10	35085	7/16	1 1/2	25				

Taper Pins




- Low carbon steel
- Non-plated
- Recommended for applications where alignment is necessary or where disassembly is frequent

TAPER PINS

Part No.	Pin Size		Length (In.)	Large Diameter (In.)	Packaged Quantity	Part No.	Pin Size		Length (In.)	Large Diameter (In.)	Packaged Quantity
	Number	In.					Number	In.			
34820	0	5/32	3/4	0.156	50	34848	5	19/64	2 1/4	0.289	25
34821	0	5/32	1	0.156	50	34849	5	19/64	3	0.289	25
34822	0	5/32	1 1/2	0.156	50	34849-1	5	19/64	4	0.289	25
34823	0	5/32	2	0.156	50	34849-2	5	19/64	5	0.289	25
34825	1	11/64	3/4	0.172	50	34849-3	5	19/64	6	0.289	25
34826	1	11/64	1	0.172	50	34850	6	11/32	1	0.341	25
34827	1	11/64	1 1/2	0.172	50	34851	6	11/32	1 1/2	0.341	25
34828	1	11/64	2	0.172	50	34852	6	11/32	2	0.341	20
34830	2	3/16	3/4	0.193	50	34853	6	11/32	2 1/2	0.341	20
34831	2	3/16	1	0.193	50	34854	6	11/32	3	0.341	10
34832	2	3/16	1 1/2	0.193	50	34854-1	6	11/32	4	0.341	10
34833	2	3/16	2	0.193	25	34854-2	6	11/32	5	0.341	10
34835	3	7/32	3/4	0.219	50	34854-3	6	11/32	6	0.341	10
34836	3	7/32	1	0.219	50	34855	7	13/32	1	0.409	10
34837	3	7/32	1 1/2	0.219	25	34856	7	13/32	1 1/2	0.409	10
34838	3	7/32	2	0.219	25	34857	7	13/32	2	0.409	10
34839	3	7/32	2 1/2	0.219	25	34858	7	13/32	2 1/2	0.409	10
34840	4	1/4	1	0.250	50	34859	7	13/32	3	0.409	10
34841	4	1/4	1 1/2	0.250	50	34859-1	7	13/32	4	0.409	10
34842	4	1/4	2	0.250	25	34859-2	7	13/32	5	0.409	10
34843	4	1/4	2 1/2	0.250	25	34859-3	7	13/32	6	0.409	10
34844	4	1/4	3	0.250	25	34859-4	8	1/2	3	0.492	10
34844-1	4	1/4	4	0.250	25	34859-5	8	1/2	4	0.492	10
34845	5	19/64	1	0.289	50	34859-6	8	1/2	5	0.492	10
34846	5	19/64	1 1/2	0.289	25	34859-7	8	1/2	6	0.492	10
34847	5	19/64	2	0.289	25						




Metric Rolled Spring Pins



- Meets DIN 1481 specifications
- High carbon steel

METRIC ROLLED SPRING PINS				METRIC ROLLED SPRING PINS				METRIC ROLLED SPRING PINS			
Part No.	Diameter	Length (mm)	Packaged Quantity	Part No.	Diameter	Length (mm)	Packaged Quantity	Part No.	Diameter	Length (mm)	Packaged Quantity
42810	M2.5	20	100	42831	M4	40	100	42851	M6	50	25
42812	M2.5	26	100	42834	M5	20	100	42853	M6	75	25
42814	M3	12	100	42836	M5	26	100	42856	M8	20	100
42816	M3	20	100	42838	M5	32	100	42859	M8	32	50
42818	M3	26	100	42840	M5	40	100	42861	M8	40	50
42820	M3	32	100	42842	M5	50	100	42862	M8	45	50
42822	M3	40	100	42845	M6	26	50	42863	M8	50	25
42825	M4	20	100	42847	M6	32	50	42866	M10	40	25
42827	M4	26	100	42849	M6	40	50	42867	M10	45	25
42829	M4	32	100	42850	M6	45	50				

Metric Cotter Pins

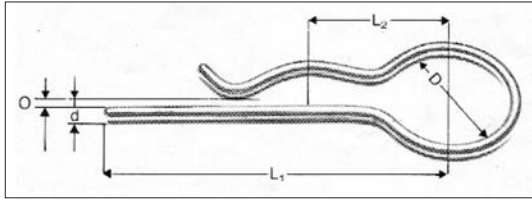


- Meets Din 94 specifications
- Meets ISO R 1234 specifications
- Steel
- Zinc plated
- Extended prong type

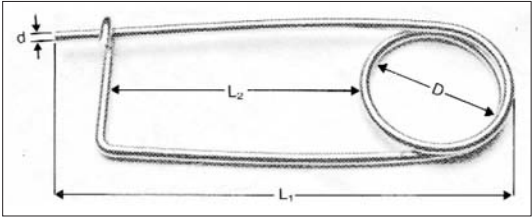
METRIC COTTER PINS			
Part No.	Diameter	Length (mm)	Packaged Quantity
42515	M1.6	20	200
42522	M2	18	200
42524	M2	22	200
42526	M2	25	200
42533	M3.2	25	200
42538	M3.2	32	200
42543	M4	30	200
42544	M4	32	200
42546	M4	40	200
42556	M5	45	100
42558	M5	63	100



RETAINING PINS

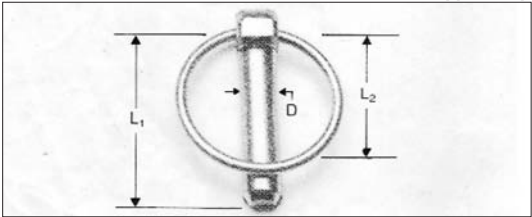


SAFETY PINS

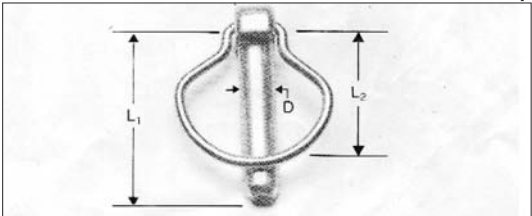


LINCH PINS

Apple Keep



Pear Keep



Split Keep



Finish Zinc Plate (closed type)

Part No	L1	L2	D	d	0	Grip Rod
	mm	mm	mm	mm	mm	mm
89.100	38	18	9.5	2	0	6-11
89.101	38	18	9.5	2.5	0	8-12
89.102	50	23	11	3	0	10-18
89.103	59	29	19	4	0	12-22
89.104	86	43	29	5	0	16-27
89.105	95	50	32	6	0	19-32
89.106	145	75	38	7	0	25-38

Finishes Available: Self Finish, Zinc Plate, Stainless Steel

Part No	L1	L2	D	d
	mm	mm	mm	mm
89.300	70	42	14	1.63
89.301	76	42	22	2.03
89.302	98	57	24	2.95
89.303	122	63	32	2.95
89.304	140	76	35	3.65
89.305	165	95	38	4.47
89.306	206	127	48	4.88

Finish Zinc Plate

Part No	D	L2	L1	Normal Size
	mm	mm	mm	mm
89.400	4.5	35	28	4.7
89.401	6	44.5	36.5	6.4
89.402	8	44.5	36.5	7.9
89.403	9	44.5	36.5	9.0
89.404	9.5	44.5	36	9.5
89.405	10.5	44.5	36	10.5
89.406	11	44.5	36	11.1
89.407	11	51	36.5	11.1

Finish Zinc Plate

Part No	D	L2	L1	Normal Size
	mm	mm	mm	mm
89.500	6	44.5	36.5	6.4
89.501	8	44.5	36.5	7.9
89.502	9	44.5	36.5	9.0
89.503	9.5	44.5	36.5	9.5
89.504	10.5	44.5	36	10.5
89.505	11	44.5	36	11.1

Nickel Plated or Bright Self Finish

Part No	OD		Part No	OD
	mm			mm
79.022	5.5		79.095	24
79.028	7		79.100	25
79.030	8		79.112	28
79.037	9.5		79.118	30
79.050	13		79.125	32
79.062	16		79.150	38
79.075	20		79.200	51

