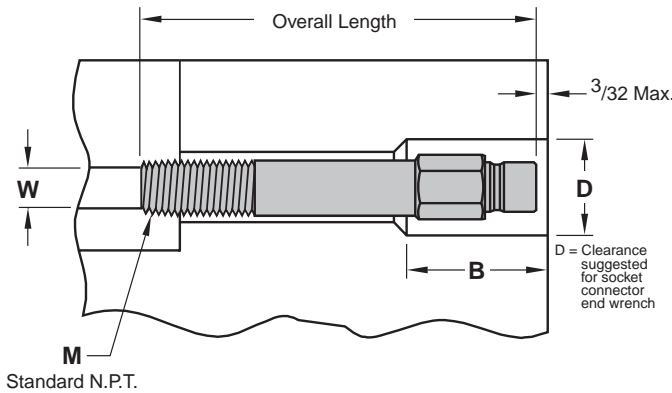
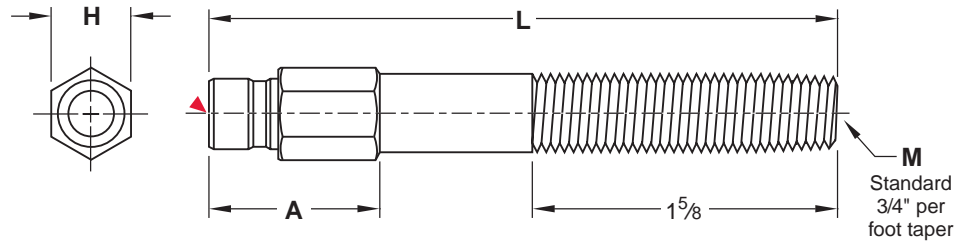




# Extension Plugs



**M** Brass

▶ CAD insertion point

| Extension Series | M Pipe Thread | D    | B    | W (Ref) |
|------------------|---------------|------|------|---------|
| 250              | 1/16          | .75  | 1.00 | 1/4     |
| 251              | 1/8           | .87  | 1.25 | 5/16    |
| 252              | 1/4           | 1.00 | 1.50 | 7/16    |
| 253              | 3/8           | 1.12 | 1.50 | 9/16    |
| 350              | 1/16          | 1.00 | 1.25 | 1/4     |
| 351              | 1/8           | 1.00 | 1.25 | 5/16    |
| 352              | 1/4           | 1.00 | 1.50 | 7/16    |
| 353              | 3/8           | 1.12 | 1.50 | 9/16    |
| 354              | 1/2           | 1.50 | 1.75 | 11/16   |
| 553              | 3/8           | 1.37 | 1.62 | 9/16    |
| 554              | 1/2           | 1.50 | 1.75 | 11/16   |

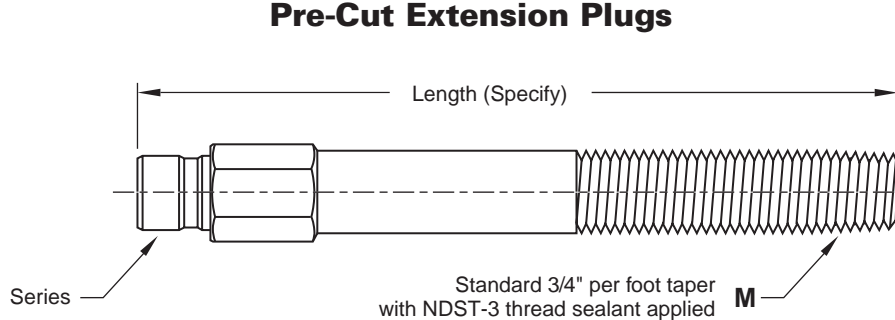
## Alternative materials and configurations available:

Stainless Steel Extension Plugs are also available. Specify "S" at the end of the catalog number.  
Ex. 252L5.5S or 353L4S

Metric standard Extension Plugs can be obtained with BSP threads. To order, specify "-BSP" at the end of the catalog number. Ex. 252L5.5-BSP  
(The threads are BSPT, but all other dimensions are inch nominal. Please call if metric nominals are required.)

ND ST-3 Thread Sealant can be applied to any Extension Plug. To order, specify "-ST" at the end of the catalog number. Ex. 252L5.5-ST

## Pre-Cut Extension Plugs



Extension Plugs can be ordered cut to length, in any quantity. All Extension Plugs cut to length have sealant applied to the tapered end for convenience.

To order, specify series and NPT prefix (from page 87) with required length. Ex. 352L6.5 or 250L9.25.

# Extension Plugs

| 200 Series<br>1/4" Flow      |          |       |            |      | 300 Series<br>3/8" Flow |          |       |            |      | 500 Series<br>1/2" Flow |          |       |            |      |
|------------------------------|----------|-------|------------|------|-------------------------|----------|-------|------------|------|-------------------------|----------|-------|------------|------|
| Catalog Number               | L Length | M NPT | H Hex Size | A    | Catalog Number          | L Length | M NPT | H Hex Size | A    | Catalog Number          | L Length | M NPT | H Hex Size | A    |
| <b>1/16" PIPE EXTENSIONS</b> |          |       |            |      |                         |          |       |            |      |                         |          |       |            |      |
| 250L2.5                      | 2.5      | 1/16  | .37        | .68  | 350L2.5                 | 2.5      | 1/16  | .56        | .87  | AVAILABLE ON REQUEST    |          |       |            |      |
| 250L4                        | 4.0      | 1/16  | .37        | .81  | 350L4                   | 4.0      | 1/16  | .56        | 1.00 |                         |          |       |            |      |
| 250L5.5                      | 5.5      | 1/16  | .37        | .81  | 350L5.5                 | 5.5      | 1/16  | .56        | 1.00 |                         |          |       |            |      |
| 250L7                        | 7.0      | 1/16  | .37        | .81  | 350L7                   | 7.0      | 1/16  | .56        | 1.00 |                         |          |       |            |      |
| <b>1/8" PIPE EXTENSIONS</b>  |          |       |            |      |                         |          |       |            |      |                         |          |       |            |      |
| 251L2.5                      | 2.5      | 1/8   | .43        | .68  | 351L2.5                 | 2.5      | 1/8   | .56        | .87  | AVAILABLE ON REQUEST    |          |       |            |      |
| 251L4                        | 4.0      | 1/8   | .43        | 1.00 | 351L4                   | 4.0      | 1/8   | .56        | 1.00 |                         |          |       |            |      |
| 251L5.5                      | 5.5      | 1/8   | .43        | 1.00 | 351L5.5                 | 5.5      | 1/8   | .56        | 1.00 |                         |          |       |            |      |
| 251L7                        | 7.0      | 1/8   | .43        | 1.00 | 351L7                   | 7.0      | 1/8   | .56        | 1.00 |                         |          |       |            |      |
| 251L8.5                      | 8.5      | 1/8   | .43        | 1.00 | 351L8.5                 | 8.5      | 1/8   | .56        | 1.00 |                         |          |       |            |      |
| 251L10                       | 10.0     | 1/8   | .43        | 1.00 | 351L10                  | 10.0     | 1/8   | .56        | 1.00 |                         |          |       |            |      |
| 251L11.5                     | 11.5     | 1/8   | .43        | 1.00 | 351L11.5                | 11.5     | 1/8   | .56        | 1.00 |                         |          |       |            |      |
| 251L13                       | 13.0     | 1/8   | .43        | 1.00 | 351L13                  | 13.0     | 1/8   | .56        | 1.00 |                         |          |       |            |      |
| <b>1/4" PIPE EXTENSIONS</b>  |          |       |            |      |                         |          |       |            |      |                         |          |       |            |      |
| 252L2.5                      | 2.5      | 1/4   | .56        | .87  | 352L2.5                 | 2.5      | 1/4   | .56        | .87  | AVAILABLE ON REQUEST    |          |       |            |      |
| 252L4                        | 4.0      | 1/4   | .56        | 1.25 | 352L4                   | 4.0      | 1/4   | .56        | 1.25 |                         |          |       |            |      |
| 252L5.5                      | 5.5      | 1/4   | .56        | 1.25 | 352L5.5                 | 5.5      | 1/4   | .56        | 1.25 |                         |          |       |            |      |
| 252L7                        | 7.0      | 1/4   | .56        | 1.25 | 352L7                   | 7.0      | 1/4   | .56        | 1.25 |                         |          |       |            |      |
| 252L8.5                      | 8.5      | 1/4   | .56        | 1.25 | 352L8.5                 | 8.5      | 1/4   | .56        | 1.25 |                         |          |       |            |      |
| 252L10                       | 10.0     | 1/4   | .56        | 1.25 | 352L10                  | 10.0     | 1/4   | .56        | 1.25 |                         |          |       |            |      |
| 252L11.5                     | 11.5     | 1/4   | .56        | 1.25 | 352L11.5                | 11.5     | 1/4   | .56        | 1.25 |                         |          |       |            |      |
| 252L13                       | 13.0     | 1/4   | .56        | 1.25 | 352L13                  | 13.0     | 1/4   | .56        | 1.25 |                         |          |       |            |      |
| <b>3/8" PIPE EXTENSIONS</b>  |          |       |            |      |                         |          |       |            |      |                         |          |       |            |      |
| 253L2.5                      | 2.5      | 3/8   | .68        | 1.00 | 353L2.5                 | 2.5      | 3/8   | .68        | 1.00 | 553L2.5                 | 2.5      | 3/8   | .81        | 1.12 |
| 253L4                        | 4.0      | 3/8   | .68        | 1.25 | 353L4                   | 4.0      | 3/8   | .68        | 1.25 | 553L4                   | 4.0      | 3/8   | .81        | 1.37 |
| 253L5.5                      | 5.5      | 3/8   | .68        | 1.25 | 353L5.5                 | 5.5      | 3/8   | .68        | 1.25 | 553L5.5                 | 5.5      | 3/8   | .81        | 1.37 |
| 253L7                        | 7.0      | 3/8   | .68        | 1.25 | 353L7                   | 7.0      | 3/8   | .68        | 1.25 | 553L7                   | 7.0      | 3/8   | .81        | 1.37 |
| 253L8.5                      | 8.5      | 3/8   | .68        | 1.25 | 353L8.5                 | 8.5      | 3/8   | .68        | 1.25 | 553L8.5                 | 8.5      | 3/8   | .81        | 1.37 |
| 253L10                       | 10.0     | 3/8   | .68        | 1.25 | 353L10                  | 10.0     | 3/8   | .68        | 1.25 | 553L10                  | 10.0     | 3/8   | .81        | 1.37 |
| 253L11.5                     | 11.5     | 3/8   | .68        | 1.25 | 353L11.5                | 11.5     | 3/8   | .68        | 1.25 | 553L11.5                | 11.5     | 3/8   | .81        | 1.37 |
| 253L13                       | 13.0     | 3/8   | .68        | 1.25 | 353L13                  | 13.0     | 3/8   | .68        | 1.25 | 553L13                  | 13.0     | 3/8   | .81        | 1.37 |
| <b>1/2" PIPE EXTENSIONS</b>  |          |       |            |      |                         |          |       |            |      |                         |          |       |            |      |
| AVAILABLE ON REQUEST         |          |       |            |      | 354L2.5                 | 2.5      | 1/2   | .87        | 1.12 | 554L2.5                 | 2.5      | 1/2   | .87        | 1.12 |
|                              |          |       |            |      | 354L4                   | 4.0      | 1/2   | .87        | 1.50 | 554L4                   | 4.0      | 1/2   | .87        | 1.50 |
|                              |          |       |            |      | 354L5.5                 | 5.5      | 1/2   | .87        | 1.50 | 554L5.5                 | 5.5      | 1/2   | .87        | 1.50 |
|                              |          |       |            |      | 354L7                   | 7.0      | 1/2   | .87        | 1.50 | 554L7                   | 7.0      | 1/2   | .87        | 1.50 |
|                              |          |       |            |      | 354L8.5                 | 8.5      | 1/2   | .87        | 1.50 | 554L8.5                 | 8.5      | 1/2   | .87        | 1.50 |
|                              |          |       |            |      | 354L10                  | 10.0     | 1/2   | .87        | 1.50 | 554L10                  | 10.0     | 1/2   | .87        | 1.50 |
|                              |          |       |            |      | 354L11.5                | 11.5     | 1/2   | .87        | 1.50 | 554L11.5                | 11.5     | 1/2   | .87        | 1.50 |
|                              |          |       |            |      | 354L13                  | 13.0     | 1/2   | .87        | 1.50 | 554L13                  | 13.0     | 1/2   | .87        | 1.50 |