

DF-Series Industrial Interchange



- D-Series couplers provide convenient automatic one-handed connection and safe disconnection, as explained on page 82.
- All couplers have a high concentration of locking balls to reduce incidents of brinneling during operation.
- D-Series couplers have a reverse-acting sleeve to prevent accidental disconnection and prevent whip during disconnection.
- F-Series couplers have a sleeve-guard 'Lip' to reduce the risk of accidental disconnection while in service.
- F-Series couplers, D-Series couplers and DF-Series nipples are available in a variety of material configurations.

Performance Specifications	Operating Bar (PSI)	Min. Burst Bar (PSI)	Flow $\Delta p=0.4\text{Bar}$ (6.9 Bar Inlet)	Locking Mechanism
1/4"	69 (1,000)	310 (4,500)	37 CFM	6 Balls
3/8"	69 (1,000)	276 (4,000)	70 CFM	6 Balls
1/2"	69 (1,000)	414 (6,000)	150 CFM	6 Balls
3/4"	21 (300)	138 (2,000)	200 CFM	9 Balls

Interchange Standards	US Military	US Government	International Standards	ANSI/NFPA
1/4"	MIL-C-4109F	A-A-59439	ISO 6150B	T3.20.14-1990
3/8"	x	x	ISO 6150B	T3.20.14-1990
1/2"	MIL-C-4109F	A-A-59439	ISO 6150B	T3.20.14-1990
3/4"	x	x	x	T3.20.14-1990

* These particular sizes are not outlined within the documented standard category.

'D' Coupler Interchange	Parker	Hansen	Rectus	CEJN
1/4"	30-Series	3000	23KA/24KA	Series 310
3/8"	30-Series	4000	30KA	Series 430
1/2"	30-Series	5000	37KA	Series 550
3/4"	30-Series	6000	-	-

'F' Coupler Interchange	Parker	Hansen	Tomco	Rectus
1/4"	20-Series	1000	A180	24KM
3/8"	20-Series	400	PT400	30KM
1/2"	20-Series	500	T500	37K

D-Series Industrial Interchange (Automatic Safety Coupler)




(Reusable Barb)



Part Number	Body Size	Barb Configuration	Body Material	Weight (LB)	List Price	Bag Qty	Pack Qty
2DE2-B	1/4"	1/4" ID X 1/2" OD	Brass	0.38	8.75	10	100
2DH2-B	1/4"	1/4" ID X 5/8" OD	Brass	0.38	8.95	10	100
2DH2-S	1/4"	1/4" ID X 5/8" OD	303SS	0.38	32.45	10	100
2DK3-B	1/4"	3/8" ID X 11/16" OD	Brass	0.39	9.75	10	100
2DL3-B	1/4"	3/8" ID X 3/4" OD	Brass	0.39	8.75	10	100

F-Series Industrial Interchange (Manual Coupler)



(Reusable Barb)



Part Number	Body Size	Barb Configuration	Body Material	Weight (LB)	List Price	Bag Qty	Pack Qty
2FE2-B	1/4"	1/4" ID X 1/2" OD	Brass	0.24	7.25	10	100
2FH2-B	1/4"	1/4" ID X 5/8" OD	Brass	0.24	7.35	10	100
2FH2-S	1/4"	1/4" ID X 5/8" OD	303SS	0.24	33.68	10	100
2FK3-B	1/4"	3/8" ID X 11/16" OD	Brass	0.26	7.65	10	100
2FL3-B	1/4"	3/8" ID X 3/4" OD	Brass	0.26	7.78	10	100

DF-Series Industrial Interchange (Nipple)



(Reusable Barb)



Part Number	Body Size	Barb Configuration	Body Material	Weight (LB)	List Price	Bag Qty	Pack Qty
D2E2	1/4"	1/4" ID X 1/2" OD	Steel	0.10	3.15	10	100
D2H2	1/4"	1/4" ID X 5/8" OD	Steel	0.10	3.15	10	100
D2H2-S	1/4"	1/4" ID X 5/8" OD	303SS	0.10	6.28	10	100
D2K3	1/4"	3/8" ID X 11/16" OD	Steel	0.12	3.92	10	100
D2L3	1/4"	3/8" ID X 3/4" OD	Steel	0.12	4.08	10	100

D-Series Industrial Interchange (Automatic Safety Coupler)

Part Number	Body Size	Thread Size	Body Material	Weight (LB)	List Price	Bag Qty	Pack Qty
2DF1-B	1/4"	1/8"-27 NPTF	Brass	0.30	6.98	10	100
2DF2-B	1/4"	1/4"-18 NPTF	Brass	0.28	6.20	10	100
2DF2-S	1/4"	1/4"-18 NPTF	303SS	0.29	27.40	10	100
2DBF2-B	1/4"	G1/4" BSPP	Brass	0.28	6.20	10	100
2DF3-B	1/4"	3/8"-18 NPTF	Brass	0.30	6.98	10	100
2DBF3-B	1/4"	G3/8" BSPP	Brass	0.30	6.98	10	100
3DF2-B	3/8"	1/4"-18 NPTF	Brass	0.43	12.45	10	50
3DF3-B	3/8"	3/8"-18 NPTF	Brass	0.42	12.45	10	50
3DF3-S	3/8"	3/8"-18 NPTF	303SS	0.42	42.17	10	50
3DBF3-B	3/8"	G3/8" BSPP	Brass	0.42	12.45	10	50
3DF4-B	3/8"	1/2"-14 NPTF	Brass	0.46	12.85	10	50
4DF3-B	1/2"	3/8"-18 NPTF	Brass	0.56	16.75	5	30
4DF4-B	1/2"	1/2"-14 NPTF	Brass	0.66	15.98	5	30
4DF4-S	1/2"	1/2"-14 NPTF	303SS	0.67	53.39	5	30
4DBF4-B	1/2"	G1/2" BSPP	Brass	0.66	15.98	5	30
4DF6-B	1/2"	3/4"-14 NPTF	Brass	0.73	16.40	5	30
6DF4-B-PCC	3/4"	1/2"-14 NPTF	Brass	1.10	27.35	-	20
6DF6-B-PCC	3/4"	3/4"-14 NPTF	Brass	1.10	27.15	-	20
6DF8-B-PCC	3/4"	1"-11 1/2 NPTF	Brass	1.24	27.95	-	20



(Female Thread)

New

F-Series Industrial Interchange (Manual Coupler)

Part Number	Body Size	Thread Size	Body Material	Weight (LB)	List Price	Bag Qty	Pack Qty
2FF1-B	1/4"	1/8"-27 NPTF	Brass	0.20	6.08	10	100
2FBF1-B	1/4"	G1/8" BSPP	Brass	0.20	6.08	10	100
2FF2-B	1/4"	1/4"-18 NPTF	Brass	0.19	5.07	10	100
2FF2	1/4"	1/4"-18 NPTF	Steel	0.20	5.69	10	100
2FF2-S	1/4"	1/4"-18 NPTF	303SS	0.20	20.63	10	100
2FBF2-B	1/4"	G1/4" BSPP	Brass	0.19	5.07	10	100
2FF3-B	1/4"	3/8"-18 NPTF	Brass	0.20	6.07	10	100
2FBF3-B	1/4"	G3/8" BSPP	Brass	0.20	6.07	10	100
3FF2	3/8"	1/4"-18 NPTF	Steel	0.30	10.15	10	50
3FF3	3/8"	3/8"-18 NPTF	Steel	0.32	9.95	10	50
3FF3-S	3/8"	3/8"-18 NPTF	303SS	0.32	34.59	10	50
3FBF3	3/8"	G3/8" BSPP	Steel	0.32	9.95	10	50
3FF4	3/8"	1/2"-14 NPTF	Steel	0.34	10.65	10	50
4FF3	1/2"	3/8"-18 NPTF	Steel	0.46	12.13	5	30
4FF4	1/2"	1/2"-14 NPTF	Steel	0.56	12.13	5	30
4FF4-S	1/2"	1/2"-14 NPTF	303SS	0.56	45.89	5	30
4FBF4	1/2"	G1/2" BSPP	Steel	0.56	12.13	5	30
4FF6	1/2"	3/4"-14 NPTF	Steel	0.63	12.35	5	30



(Female Thread)

DF-Series Industrial Interchange (Nipple)

Part Number	Body Size	Thread Size	Body Material	Weight (LB)	List Price	Bag Qty	Pack Qty
D2F1	1/4"	1/8"-27 NPTF	Steel	0.03	1.30	10	100
D2F2	1/4"	1/4"-18 NPTF	Steel	0.03	1.17	10	100
D2F2-B	1/4"	1/4"-18 NPTF	Brass	0.05	1.60	10	100
D2F2-S	1/4"	1/4"-18 NPTF	303SS	0.05	5.32	10	100
D2BF2	1/4"	G1/4" BSPP	Steel	0.05	1.17	10	100
D2F3	1/4"	3/8"-18 NPTF	Steel	0.08	2.05	10	100
D2F3-B	1/4"	3/8"-18 NPTF	Brass	0.08	2.27	10	100
D2BF3	1/4"	G3/8" BSPP	Steel	0.08	2.05	10	100
D3F2	3/8"	1/4"-18 NPTF	Steel	0.06	2.65	10	50
D3F3	3/8"	3/8"-18 NPTF	Steel	0.09	2.50	10	50
D3F3-B	3/8"	3/8"-18 NPTF	Brass	0.10	3.48	10	50
D3F3-S	3/8"	3/8"-18 NPTF	303SS	0.09	9.40	10	50
D3BF3	3/8"	G3/8" BSPP	Steel	0.09	2.50	10	50
D3F4	3/8"	1/2"-14 NPTF	Steel	0.13	3.55	10	50
D4F3	1/2"	3/8"-18 NPTF	Steel	0.12	3.25	5	30
D4F4	1/2"	1/2"-14 NPTF	Steel	0.17	3.55	5	30
D4F4-B	1/2"	1/2"-14 NPTF	Brass	0.19	4.50	5	30
D4F4-S	1/2"	1/2"-14 NPTF	303SS	0.17	13.06	5	30
D4BF4	1/2"	G1/2" BSPP	Steel	0.17	3.55	5	30
D4F6	1/2"	3/4"-14 NPTF	Steel	0.26	5.75	5	30
D6F4-PCC	3/4"	1/2"-14 NPTF	Steel	0.23	6.75	5	20
D6F6-PCC	3/4"	3/4"-14 NPTF	Steel	0.34	7.15	5	20
D6F8-PCC	3/4"	1"-11 1/2 NPTF	Steel	0.47	13.20	5	20



(Female Thread)




New

☑ Coupling Option Adders Can Be Found on page 40!

D-Series Industrial Interchange (Automatic Safety Coupler)





(Male Thread)

Part Number	Body Size	Thread Size	Body Material	Weight (LB)	List Price	Bag Qty	Pack Qty
2DM1-B	1/4"	1/8"-27 NPTF	Brass	0.27	6.55	10	100
2DM2-B	1/4"	1/4"-18 NPTF	Brass	0.28	6.20	10	100
2DM2-S	1/4"	1/4"-18 NPTF	303SS	0.29	26.05	10	100
2DBM2-B	1/4"	R1/4" BSPT	Brass	0.28	6.20	10	100
2DM3-B	1/4"	3/8"-18 NPTF	Brass	0.28	6.95	10	100
2DBM3-B	1/4"	R3/8" BSPT	Brass	0.28	6.95	10	100
3DM2-B	3/8"	1/4"-18 NPTF	Brass	0.36	12.45	10	50
3DM3-B	3/8"	3/8"-18 NPTF	Brass	0.39	12.45	10	50
3DM3-S	3/8"	3/8"-18 NPTF	303SS	0.39	38.94	10	50
 3DBM3-B	3/8"	R3/8" BSPT	Brass	0.39	12.45	10	50
3DM4-B	3/8"	1/2"-14 NPTF	Brass	0.41	12.80	10	50
4DM3-B	1/2"	3/8"-18 NPTF	Brass	0.58	15.98	5	30
4DM4-B	1/2"	1/2"-14 NPTF	Brass	0.61	15.55	5	30
4DM4-S	1/2"	1/2"-14 NPTF	303SS	0.62	50.99	5	30
 4DBM4-B	1/2"	R1/2" BSPT	Brass	0.61	15.55	5	30
4DM6-B	1/2"	3/4"-14 NPTF	Brass	0.67	16.40	5	30
 6DM4-B-PCC	3/4"	1/2"-14 NPTF	Brass	0.89	27.35	-	20
6DM6-B-PCC	3/4"	3/4"-14 NPTF	Brass	0.91	27.15	-	20
6DM8-B-PCC	3/4"	1"-11 1/2 NPTF	Brass	0.99	27.95	-	20

F-Series Industrial Interchange (Manual Coupler)









(Male Thread)

Part Number	Body Size	Thread Size	Body Material	Weight (LB)	List Price	Bag Qty	Pack Qty
2FM1-B	1/4"	1/8"-27 NPTF	Brass	0.18	5.65	10	100
2FM1-S	1/4"	1/8"-27 NPTF	303SS	0.18	28.63	10	100
2FM2-B	1/4"	1/4"-18 NPTF	Brass	0.18	5.07	10	100
2FM2	1/4"	1/4"-18 NPTF	Steel	0.18	5.69	10	100
2FM2-S	1/4"	1/4"-18 NPTF	303SS	0.19	19.98	10	100
2FBM2-B	1/4"	R1/4" BSPT	Brass	0.18	5.07	10	100
2FM3-B	1/4"	3/8"-18 NPTF	Brass	0.19	6.05	10	100
2FBM3-B	1/4"	R3/8" BSPT	Brass	0.19	6.05	10	100
3FM2	3/8"	1/4"-18 NPTF	Steel	0.26	9.95	10	50
3FM3	3/8"	3/8"-18 NPTF	Steel	0.27	9.37	10	50
3FM3-S	3/8"	3/8"-18 NPTF	303SS	0.28	35.26	10	50
 3FBM3	3/8"	R3/8" BSPT	Steel	0.27	9.37	10	50
3FM4	3/8"	1/2"-14 NPTF	Steel	0.29	9.88	10	50
4FM3	1/2"	3/8"-18 NPTF	Steel	0.42	11.65	5	30
4FM4	1/2"	1/2"-14 NPTF	Steel	0.45	11.88	5	30
4FM4-S	1/2"	1/2"-14 NPTF	303SS	0.47	50.99	5	30
 4FBM4	1/2"	R1/2" BSPT	Steel	0.45	11.88	5	30
4FM6	1/2"	3/4"-14 NPTF	Steel	0.50	13.00	5	30

DF-Series Industrial Interchange (Nipple)



(Male Thread)

Part Number	Body Size	Thread Size	Body Material	Weight (LB)	List Price	Bag Qty	Pack Qty
D2M1	1/4"	1/8"-27 NPTF	Steel	0.05	1.18	10	100
D2M1-B	1/4"	1/8"-27 NPTF	Brass	0.05	1.60	10	100
D2M1-S	1/4"	1/8"-27 NPTF	303SS	0.05	5.95	10	100
D2M2	1/4"	1/4"-18 NPTF	Steel	0.05	1.03	10	100
D2M2-B	1/4"	1/4"-18 NPTF	Brass	0.06	1.35	10	100
D2M2-S	1/4"	1/4"-18 NPTF	303SS	0.05	3.87	10	100
 D2BM2	1/4"	R1/4" BSPT	Steel	0.05	1.03	10	100
D2M3	1/4"	3/8"-18 NPTF	Steel	0.07	1.50	10	100
D2M3-B	1/4"	3/8"-18 NPTF	Brass	0.08	1.98	10	100
 D2BM3	1/4"	R3/8" BSPT	Steel	0.07	1.98	10	100
D3M2	3/8"	1/4"-18 NPTF	Steel	0.08	1.99	10	50
D3M3	3/8"	3/8"-18 NPTF	Steel	0.09	2.11	10	50
D3M3-B	3/8"	3/8"-18 NPTF	Brass	0.09	3.15	10	50
D3M3-S	3/8"	3/8"-18 NPTF	303SS	0.09	8.18	10	50
 D3BM3	3/8"	R3/8" BSPP	Steel	0.09	2.11	10	50
D3M4	3/8"	1/2"-14 NPTF	Steel	0.15	3.45	10	50
 D4M2	1/2"	1/4"-18 NPTF	Steel	0.14	2.88	5	30
D4M3	1/2"	3/8"-18 NPTF	Steel	0.16	2.88	5	30
D4M4	1/2"	1/2"-14 NPTF	Steel	0.16	3.24	5	30
D4M4-B	1/2"	1/2"-14 NPTF	Brass	0.18	4.58	5	30
D4M4-S	1/2"	1/2"-14 NPTF	303SS	0.16	12.58	5	30
 D4BM4	1/2"	R1/2" BSPT	Steel	0.16	3.24	5	30
D4M6	1/2"	3/4"-14 NPTF	Steel	0.24	4.99	5	30
 D6M4-PCC	3/4"	1/2"-14 NPTF	Steel	0.22	6.15	5	20
D6M6-PCC	3/4"	3/4"-14 NPTF	Steel	0.25	6.28	5	20
D6M8-PCC	3/4"	1"-11 1/2 NPTF	Steel	0.26	8.98	5	20

D-Series Industrial Interchange (Automatic Safety Coupler)


Part Number	Body Size	Barb Configuration	Body Material	Weight (LB)	List Price	Bag Qty	Pack Qty
2DS2-B	1/4"	1/4" Hose Barb	Brass	0.27	6.95	10	100
2DS2-S	1/4"	1/4" Hose Barb	303SS	0.27	28.41	10	100
2DB2-B	1/4"	1/4" Push-Loc	Brass	0.27	7.15	10	100
2DS2.5-B	1/4"	5/16" Hose Barb	Brass	0.27	6.95	10	100 <small>New</small>
2DS3-B	1/4"	3/8" Hose Barb	Brass	0.28	6.95	10	100
2DB3-B	1/4"	3/8" Push-Loc	Brass	0.29	6.98	10	100
3DS2-B	3/8"	1/4" Hose Barb	Brass	0.37	12.80	10	50
3DS3-B	3/8"	3/8" Hose Barb	Brass	0.39	12.95	10	50
3DS3-S	3/8"	3/8" Hose Barb	303SS	0.39	40.36	10	50
3DB3-B	3/8"	3/8" Push-Loc	Brass	0.40	14.75	10	50 <small>New</small>
3DS4-B	3/8"	1/2" Hose Barb	Brass	0.41	13.52	10	50
4DS3-B	1/2"	3/8" Hose Barb	Brass	0.56	16.75	5	30
4DS4-B	1/2"	1/2" Hose Barb	Brass	0.59	16.98	5	30
4DS4-S	1/2"	1/2" Hose Barb	303SS	0.59	52.99	5	30
4DB4-B	1/2"	1/2" Push-Loc	Brass	0.56	17.35	5	30 <small>New</small>
4DS6-B	1/2"	3/4" Hose Barb	Brass	0.65	17.15	5	30
6DS4-B-PCC	3/4"	1/2" Hose Barb	Brass	0.90	28.05	-	20 <small>New</small>
6DS6-B-PCC	3/4"	3/4" Hose Barb	Brass	0.93	28.35	-	20
6DS8-B-PCC	3/4"	1" Hose Barb	Brass	1.03	28.41	-	20



(Standard & Push-Loc Hose Barb)

F-Series Industrial Interchange (Manual Coupler)

Part Number	Body Size	Barb Configuration	Body Material	Weight (LB)	List Price	Bag Qty	Pack Qty
2FS2-B	1/4"	1/4" Hose Barb	Brass	0.18	6.05	10	100
2FS2-S	1/4"	1/4" Hose Barb	Brass	0.18	30.88	10	100
2FB2-B	1/4"	1/4" Push-Loc	Brass	0.18	6.35	10	100
2FS2.5-B	1/4"	5/16" Hose Barb	Brass	0.18	6.15	10	100
2FS3-B	1/4"	3/8" Hose Barb	Brass	0.18	6.25	10	100
2FB3-B	1/4"	3/8" Push-Loc	Brass	0.19	6.35	10	100
3FS2	3/8"	1/4" Hose Barb	Steel	0.27	10.98	10	50
3FS3	3/8"	3/8" Hose Barb	Steel	0.27	10.71	10	50
3FS3-S	3/8"	3/8" Hose Barb	303SS	0.28	37.80	10	50
3FB3	3/8"	3/8" Push-Loc	Steel	0.27	11.18	10	50 <small>New</small>
3FS4	3/8"	1/2" Hose Barb	Steel	0.28	11.13	10	50
4FS3	1/2"	3/8" Hose Barb	Steel	0.41	13.31	5	30
4FS4	1/2"	1/2" Hose Barb	Steel	0.43	13.38	5	30
4FS4-S	1/2"	1/2" Hose Barb	303SS	0.43	45.95	5	30
4FB4	1/2"	1/2" Push-Loc	Steel	0.43	13.95	5	30 <small>New</small>
4FS6	1/2"	3/4" Hose Barb	Steel	0.48	13.69	5	30



(Standard & Push-Loc Hose Barb)

DF-Series Industrial Interchange (Nipple)

Part Number	Body Size	Barb Configuration	Body Material	Weight (LB)	List Price	Bag Qty	Pack Qty
D2S2	1/4"	1/4" Hose Barb	Steel	0.04	1.66	10	100
D2S2-B	1/4"	1/4" Hose Barb	Brass	0.05	1.97	10	100
D2S2-S	1/4"	1/4" Hose Barb	303SS	0.05	5.79	10	100
D2B2	1/4"	1/4" Push-Loc	Steel	0.04	1.98	10	100
D2S2.5	1/4"	5/16" Hose Barb	Steel	0.04	1.66	10	100
D2S3	1/4"	3/8" Hose Barb	Steel	0.05	1.75	10	100
D2S3-B	1/4"	3/8" Hose Barb	Brass	0.05	2.24	10	100
D2B3	1/4"	3/8" Push-Loc	Steel	0.05	2.10	10	100
D3S2	3/8"	1/4" Hose Barb	Steel	0.06	3.18	10	50
D3S3	3/8"	3/8" Hose Barb	Steel	0.07	3.18	10	50
D3S3-B	3/8"	3/8" Hose Barb	Brass	0.08	3.87	10	50
D3S3-S	3/8"	3/8" Hose Barb	303SS	0.08	7.24	10	50
D3B3	3/8"	3/8" Push-Loc	Steel	0.07	3.18	10	50 <small>New</small>
D3S4	3/8"	1/2" Hose Barb	Steel	0.08	3.75	10	50
D4S3	1/2"	3/8" Hose Barb	Steel	0.10	3.35	5	30
D4S4	1/2"	1/2" Hose Barb	Steel	0.11	3.30	5	30
D4S4-B	1/2"	1/2" Hose Barb	Brass	0.12	3.95	5	30
D4S4-S	1/2"	1/2" Hose Barb	303SS	0.12	11.63	5	30
D4B4	1/2"	1/2" Push-Loc	Steel	0.11	5.10	5	30 <small>New</small>
D4S6	1/2"	3/4" Hose Barb	Steel	0.18	5.55	5	30
D6S4-PCC	3/4"	1/2" Hose Barb	Steel	0.19	9.12	5	20 <small>New</small>
D6S6-PCC	3/4"	3/4" Hose Barb	Steel	0.23	7.95	5	20
D6S8-PCC	3/4"	1" Hose Barb	Steel	0.36	12.01	5	20



(Standard & Push-Loc Hose Barb)

☑ Coupling Option Adders Can Be Found on page 40!