


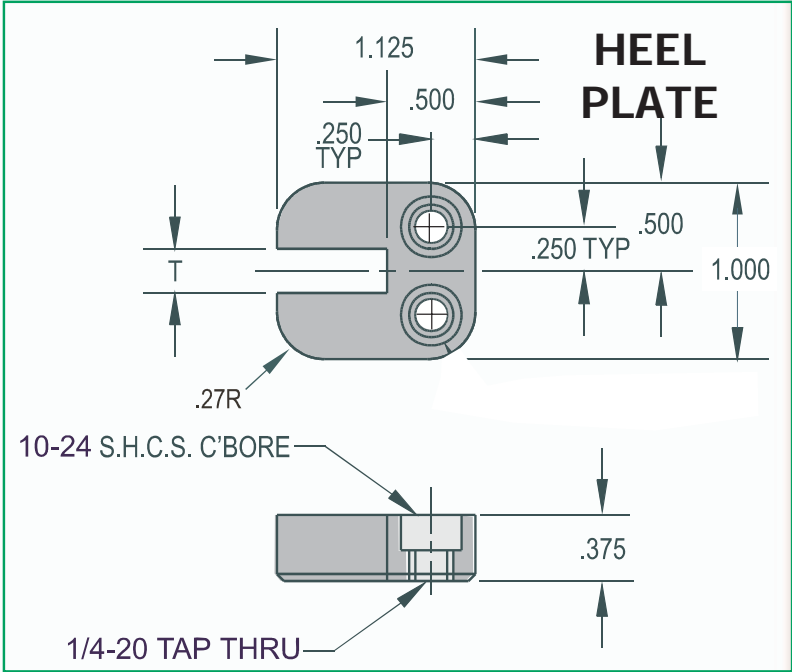
E-Z Lifter™ Standard Series

Patent No. 5,281,127



Advantages

- Smooth pivoting motion inhibits galling and reduces wear
- Design eliminates blow back problems
- Heel plates stabilize actuator and act as a positive stop
- Pre-hardened Lifter Blanks, no heat treat necessary
- No moving parts in ejector plate (no wear plate assemblies or sliding shoes)
- Simple stationary retainer installed between the ejector plates saves time and machining costs
- All E-Z Lifter™ components in stock
- **Patent No. 5,281,127**



Heel Plates

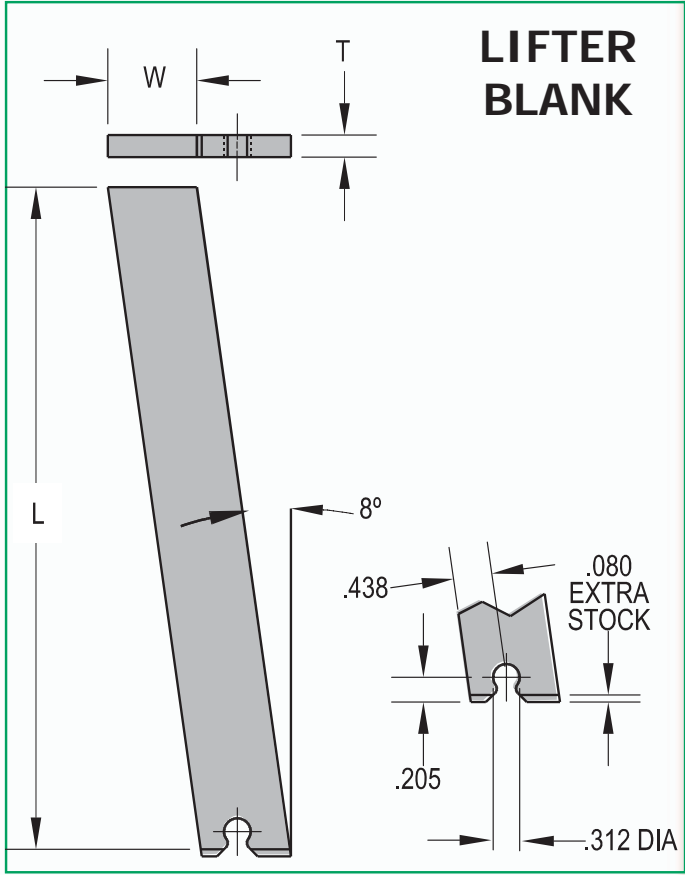
- Tapped and counterbored for securing in recessed pocket

CATALOG NUMBER	T
HP-25	.250
HP-50	.500

Lifter Blanks

- Grind stock on heel allows alteration of standard lifter angle
- **SPECIAL LENGTHS AND MATERIALS AVAILABLE UPON REQUEST**
- **Patent No. 5,281,127**

CATALOG NUMBER	T	W	L	COMPATIBLE ACTUATOR
LR02504	.250	1.000	3.75	A25
LR03804	.375	1.000	3.75	A25
LR05004	.500	1.000	3.75	A25 & A50
LR06204	.625	1.000	3.75	A25 & A50
LR07504	.750	1.250	4.00	A50
LR10004	1.000	1.250	4.00	A50
LR15004	1.500	1.500	4.00	A50



Engineering information available upon request



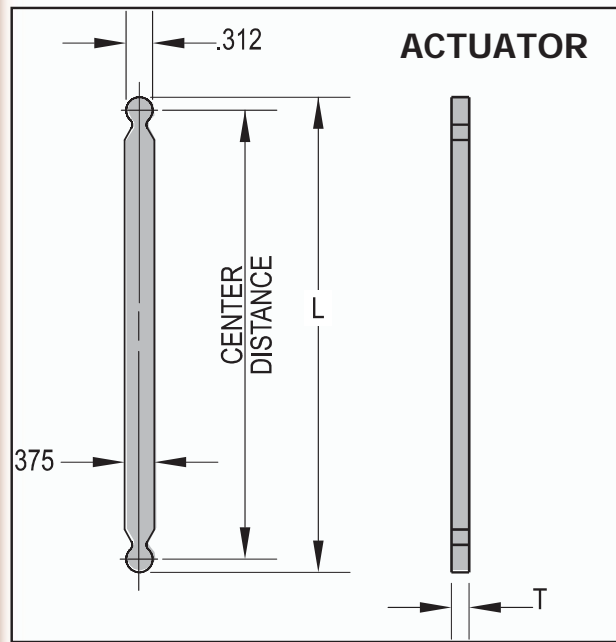
E-Z Lifter™ Standard Series

Patent No. 5,281,127

Actuators

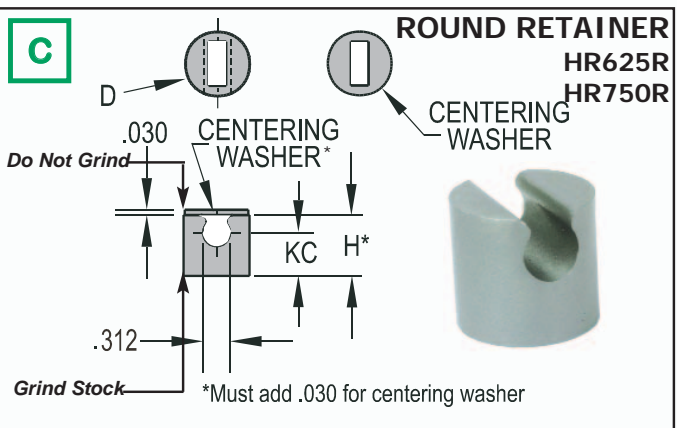
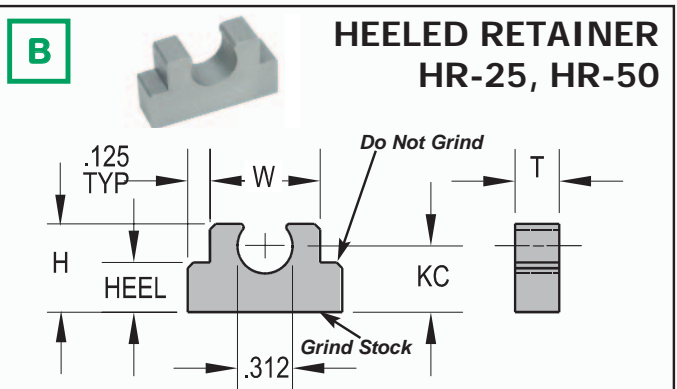
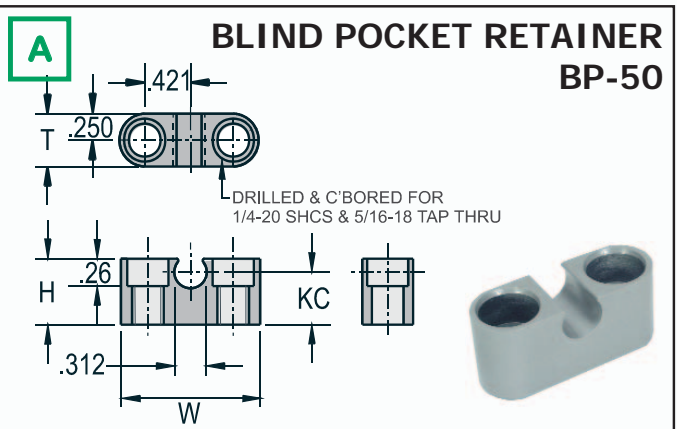
• Special sizes & materials available upon request

CATALOG NUMBER		CENTER DISTANCE	L ± .001
T = .240	T = .490		
A25-325	A50-325	2.938	3.250
A25-375	A50-375	3.438	3.750
A25-400	A50-400	3.688	4.000
A25-425	A50-425	3.938	4.250
A25-450	A50-450	4.188	4.500
A25-475	A50-475	4.438	4.750
A25-525	A50-525	4.938	5.250



Retainers

CATALOG NUMBER	H ± .002	HEEL	W + .000 - .002	KC ± .002	T + .000 - .002	D - .0005 - .0008
BP-50	.625	-	1.375	.500	.500	-
HR-25	.500	.281	.625	.375	.250	-
HR-50	.625	.406	.750	.500	.500	-
HR625R	.406	-	-	.281	-	.625
HR750R	.406	-	-	.281	-	.750



BLIND POCKET RETAINER **A**

- Designed to be fastened from top with 1/4 SHCS or from the bottom with 5/16 SHCS
- Adjustments may be made by grinding the bottom of retainer

HEELED RETAINERS **B**

- No fasteners are required - only a heel pocket is necessary for installation

ROUND RETAINER **C**

- Simplest installation requiring only a drilled and counterbored hole
- ONLY HR625R supplied with a .030" thick centering washer
- Centering washer slot size is .253 x .377
- HR750R Retainer to be used with A50 Actuator

NOTE: Centering washer not used with A50 series actuator