





















SHAFT ACCESSORIES SELECTION/REFERENCE GUIDE

COUPLINGS	<p>INSERT (3 JAW)</p>  <p>FC Type – Pg. 92–93</p>	<p>SPIDER RING</p>  <p>BF Type – Pg. 94</p>	<p>SHEAR</p>  <p>BG Type – Pg. 95</p>	<p>CLAMP</p>  <p>SCC Type – Pg. 96</p>	<p>MULTI-JAW</p>  <p>FA Type – Pg. 97</p>	
	<p>RIGID</p>  <p>CR Type – Page 97</p>	<p>SLEEVE</p>  <p>FCP Type – Page 98</p>				
UNIVERSAL JOINTS	<p>PIN & BLOCK</p>  <p>J Type – Pages 100 – 101</p>	<p>FORGED</p>  <p>UJN Type – Pages 102 – 104</p>	<p>MOLDED</p>  <p>JP Type – Page 105</p>	<p>MOLDED WITH SLIDE EXTENSION</p>  <p>JPE Type – Page 106</p>		
COLLARS	<p>SETSCREW</p>  <p>SC Type – Page 108</p>	<p>CLAMPING-THREADED</p>  <p>CSC Type – Page 109</p>				
	<p>CLAMPING – 1 PIECE</p>  <p>CS Type – Page 110</p>	<p>CLAMPING – 2 PIECE</p>  <p>2SC Type – Page 111</p>				
WASHERS	<p>HARDENED STEEL WASHERS</p>  <p>Page 114</p>	BUSHINGS			<p>SOFT STEEL BUSHINGS</p>  <p>Page 115</p>	
PULLEYS	<p>GROOVED</p>  <p>Page 116</p>	MINIATURE TIMING BELTS & PULLEYS		<p>TIMING BELTS</p>  <p>Pages 121 & 127</p>	<p>PULLEYS</p>  <p>Pages 122 – 126 & 128 – 131</p>	